



1, 3, 5, or 10-Day Shipments!

- Highest Quality Steel Doors + Frames
- Buy Manufacturer Direct
- Easy Ordering - online, FAX, or by phone
- Match any hardware location

Doors

- 39 Different Door Elevations
- 7 Different Core Options
- Cold Rolled Steel
- A60 Galvanized Steel
- Stainless Steel
- Sound Control
- Fire Rated
- Bullet Resistant

Frames

- 22 Different Frame Elevations
- 14 Different Frame Profiles
- Sound Control
- Fire Rated
- Bullet Resistant

QUICK SHIP HOTLINE:

T 209 / 538-3667 Ext. 3180


F 209 / 538-2776

Section Contents

Available Door Models	QS-1.0
Available Door Sizes & Options	QS-1.1
Available Frame Elevations & Profiles	QS-1.2
Available Frame Sizes & Options	QS-1.3

Built to Order.™

Notes





Available Door Models

(CLICK SERIES TO DOWNLOAD / PRINT ELEVATIONS)

DOOR SERIES	MODEL	SHIPMENT OPTIONS				NOTES
		1 DAY	3 DAY	5 DAY	10 DAY	
F Series Flush Doors	F	■	■	■	■	
	MRD					Contact Factory
D Series Flush Dutch Doors	ALL	■	■	■	■	
GL Series Glass Lite & Solid Panel Combinations	ALL	■	■	■	■	
Commercial Entrances Series 200 , 300 , 400 , 600	ALL			■	■	
SP Series Solid Panel with Flush or Raised Mouldings	ALL			■	■	
LV Series Flush Doors with Louver Vents	ALL	■	■	■	■	Doors may be shipped "open" if louvers are not available at time of shipment.
VL Series Doors with Vision Lite Glass Kits	ALL			■	■	
	CRS, STD					Contact Factory
TDL Series Glass Lite & Solid Combination Doors True Divided Lite	ALL					Contact Factory
AT Series Arch Top Doors with Glass Lites & Solid Panel Combinations	ALL					Contact Factory
RT Series Radius Top Doors with Glass Lites & Solid Panel Combinations	ALL					Contact Factory

NOTE: The information on this page represents general GUIDELINES. Verification of ship date will be provided after order is reviewed by factory.












Available Sizes and Options

DESCRIPTION	1 DAY	3 DAY	5 DAY	10 DAY	NOTES
Cold Rolled / A-60 Galvanized Steel Doors					
Doors	■	■	■	■	18, 16, or 14 GA Cold Rolled or A60 Galvanized
Maximum Size	4-8 X 10-0	4-8 X 10-0	4-8 X 10-0	4-8 X 12-0	Standard or Tnemec Prime Paint Quantities - Consult Factory
Stainless Steel Doors					
Stainless Doors			■	■	Type 304, No. 4 Finish
Maximum Size			3-8 X 10-0	3-8 X 10-0	Quantities - Consult Factory
Audia™ Sound Control Doors					
Sound Doors up to STC 50	■	■	■	■	Cold Rolled or A60 Galvanized Steel Standard or Tnemec Prime Paint
Sound Doors up to STC 52			■	■	Stainless Steel Type 304, No. 4 Finish
Wood Sound Doors up to STC 50				■	Glass Lite Doors may be shipped "open" if glass is not available at time of shipment.
Wood Sound Doors up to STC 52				■	Wood Sound Doors: Contact factory for wood species available
Maximum Size	4-8 X 10-0	4-8 X 10-0	4-8 X 10-0	4-8 X 10-0	Quantities - Consult Factory
Ballistica™ Bullet Resistant Doors					
UL752 Levels 1, 2, 3, 6	■	■	■	■	Cold Rolled or A60 Galvanized Steel Standard or Tnemec Prime Paint
UL752 Levels 4, 5, 7, 8			■	■	Stainless Steel Type 304, No. 4 Finish
All UL 752 Shotgun Levels	■	■	■	■	Wood Bullet Resistant Doors: Contact factory for wood species available
Wood Doors, UL752 Levels 1, 2, 3, 6			■	■	Glass Lite Doors may be shipped "open" if glass is not available at time of shipment.
Wood Doors, UL752 Levels 4, 5, 7, 8				■	Quantities - Consult Factory
Wood Doors, All UL752 Shotgun Levels			■	■	
Maximum Size	4-8 X 10-0	4-8 X 10-0	4-8 X 10-0	4-8 X 12-0	









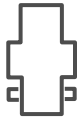


NOTE: The information on this page represents general GUIDELINES. Verification of ship date will be provided after order is reviewed by factory.



Available Frame Elevations
1, 3, 5, or 10 DAY Quick Ship

 2	 3	 4	 10	 11	 13	 14	 19 (4" HEAD)
 16 (4" HEAD / LEGS)	 18	 19	<p>Most other frames available in 10-day time frame *See FRAMES Section for additional choices</p>				

Available Frame Profiles

 1	 2	 3	 4	 5	 6	 8
 12	 13	 14	 16	<p>Most other profiles available in 10-day time frame *See Frames Section for additional choices</p>		

NOTE: The information on this page represents general GUIDELINES. Verification of ship date will be provided after order is reviewed by factory.